

B<sup>2</sup>

NORTHVILLE HIGH SCHOOL -v-

Livonia Stevenson

Date: 3/31/15

Weather: \_\_\_\_\_

Remarks: \_\_\_\_\_

EVENT	1st Place		School	Time-Dst-Ht	2nd Place		School	Time-Dst-Ht	3rd Place		School	Time-Dst-Ht	4th Place		School	Time-Dst-Ht	N. ville	Stevenson
	NAME				NAME				NAME				NAME					
	Pts.	5			Pts.	3			Pts.	1			Pts.					
3200R	Northville		N	8:50												5/5	0/0	
110HH	Sudek		S	18:04	Days		N	18:12	Buchanan		S	19:11				3/8	6/6	
100	Sharp		S	11:77	Muttler		S	11:93	Sullivan		S	11:97				0/8	9/15	
800R	Northville		N	1:36												5/13	0/15	
High Jump	Hamilton		N	6'4	Sheehan		N	5'8	Hopkins		N	5'8				9/22	0/15	
1600	Ferrante, J		N	4:42	Cracraft		N	4:46	Ferrante, E		N	4:50				9/31	0/15	
Pole Vault	Alexander		N	9'6"	Lobo		L	8'	Schulze		N	8'				6/37	3/18	
400R	Stevenson		S	46:17												0/37	5/23	
400	Przybocki		N	53:38	Flanagan		N	54:20	Freiburger		N	54:65				9/46	0/23	
300 IH	Sudek		S	44:42	Days		N	44:49	Robins		S	45:67				3/49	6/29	
800	Kamm		N	2:04	Oquist		S	2:12	Baxter		N	2:13				6/55	3/32	
Long Jump	Abbott		N	19'9 1/2	Lowery		S	19'1	Jullivan		S	18'9 1/2				5/60	4/36	
200	Muttler		S	23:7	Sullivan		S	24:17	Sharp		S	24:23				0/60	9/45	
3200	Naughton		N	10:08	Cracraft		N	10:10	Grisa		S	10:34				8/68	1/46	
Shotput	Hitchcock		S	47'	Dedong		N	44'	Vaughn		S	39'4 1/2				3/71	6/52	
1600R	Northville		N	3:39												5/76	0/52	
Discus	Hitchcock		S	132'11	Affly		S	115'11	Dedong		N	108				1/77	8/60	

PAUL MATSON 061204 Holly 7:21

Final Score





7760



**Northville Mustangs vs. Livonia Stevenson Spartans**  
**March 31st, 2015**



4x800		400 m	
V C. Naughton, K. Goolsby, 8:50	Stroud, Zack 13.00	V Pryzbocki, Alec 53.38	
S. McCullough, J. Ferrante	Nagy, Jacob 15.57	V Freiburger, Christian 54.06	
2 J. Blackmore, M. Castellano, 9:08	Schumake, Jonathan 13.38	V Flanagan, Sean 54.02	
R. Patel, T. Smither	Chen, Andy 14.15	V K. Goolsby 56.12	
3 E. Ferrante, R. Drayback, 9:26	Nagy, Joey 16.24	Pala, Murali 1:07	
L. Goering, J. Baxter	Anderson, Jake 13.2	Kappler, Justin 1:07	
	Thompson, CJ 13.50	Jund, Alex	
	Vantlullie, Troy 13:30	Kuphal, Robbie 56.25	
	Boeve, Mark 13.24	Trivedi, Utsav 1:12	
V Days, Justin 12.12	Daniel, Giuliano 12.05	Wen, Derek 1:13	
v Field 21.8	Wickett, Dan 14.03	Knechtges, Reed 1:05	
Lee, Felix	Abbas, Malik 14.03	McNamara, Ryan 1:03	
Maibach	Vupamakula, Himansu 14:03	Dazy, Mike 1:04	
	Haines 13.08	Anderson, Jake 59.85	
	Wang, Shunne 14.35	Lewis, Adam 1:10	
	4x200	Daniel, Giuliano 56.15	
V Jones 12.66	V Ghabra, Jankowski, 1.36	Abbas, Malik	
V Washington 12.31	Washington, Abbott	Yan, Charles 1:00	
V Jankowski 12.09	2 A. Chouman, M. Pala, 2.50.00	Joseph, Sean 1:11	
V Whitcomb 12.84	R. Dalvi, D. Jomaa	Scott, Brandon 1:08	
Elliot, C 12.66	3 N. Remmington, A. Xie 2.02	Shaffer, Jordan	
Bahar, S. 14.12	Sahil T., J. White	McKenzie, Scott 1:07	
Frederick, S. 15.74		Jacob White 1:02.47	
McCarter, N 16.34			
Chouman, Andrew 14.78			
	1600 m		
Hoglund, Max 13.56 16.01	V J. Ferrante 4:40		
Pala, Murali 14.56	V S. McCullough 4:50		
Chava, Sai 15.87	V E. Ferrante 4:44	V Days, Justin 44.49	
Eskander, C. 13.49	Jund, Alex 5:32	v Field 52.44	
Mulcrone, A. 13.55	Smither, Thomas 5:02	Trivedi, Utsav 1:06	
Patel, R. 17.04	Mansfield, Nate	Wen, Derek	
Tagani, Artan 13.82	M. Tiger 5:39	Ziong, Horation 54.30	
Beaudoin, H. 12.84	Drayback, Ryan 5:13	Koh, Wonne 52.31	
Kappler, Justin 14.47	Gupta, Tanai 5:46	Maibach	
Khandelwal, Adit 16.16	Martin, Peter		
Shanahan 12.05	Peck-Dimit, Nicholas 5:31		
Desai, Hersh 19.58	Abraham, Jacob 5:38		
Dalvi, R. 15.70			
Mankuzhy, Neil 15.00			
Porco, Silvio 13.96	4x100		
McNamara, Ryan 13:16	V Ghabra, Jankowski, 46.36	V Goolsby, Kenny 2:16	
Bellomo, Vincent	Washington, Abbott	V Baxter, Jeff 2:13	
Bailey, Tyron	2 A. Chouman, M. Pala, 57.66	V Freiburger, Christian	
Kazmi, Saad 15.88	R. Dalvi, D. Jomaa	V Kamm, Jacob	
Jomai, Daniel 14.25	3 N. Remmington, A. Xie	Abraham, Jacob 2:36	
Montgomery, Graham 14.44	Ans. Chen, Sahil T.	Trivedi, Utsav	
Muralidha, Vishell 15.26	4 A. Mulcrone, C. Jones, 50.62	Gupta, Tanai 2:35	
Mazzara, Nick	C. Field, R. Ghabra	Knechtges, Reed 2:33	
Dazy, Mike 14.08	5 N. Fites, Mazzara, 56.33	White, Jacob 2:27	
	M. Schulze, R. McNamara	Peck-Dimit, Nicholas 2:33	
		Patel, Rohan	
		Castellano, Mark	
		Momoi, Tiger	

Elliot, C. 25.12	V Hopkins 3'8"	Pole Vault
Hoglund, Max 33.04	Mrinna, M	V Alexander, Clay 9'6"
McCarter, N. 33.42	Wickett, Dan	Fites, N
Frederick, S. 32.79	Priebe, Jacob	Schulze, Marius 8'0"
Tolia, Sahil 30.45	Hopkins, Alec	
Montgomery, Graham 30.20		
Eskander, C. 28.64		<u>Long Jump</u>
Kazmi, Saad 31.47	V Abbott 19'9.5'	
Stroud, Zach 20.59	V Lee 17'8'	
Beaudoin, H. 26.15	V Hamilton 17'3'	
Ghabra, Ramsey 25.52	V Shumake 17'3'	
Nagy, Joey 33.47	Mulcrone, Andrew 17'3'	
Khandelwalo, Adit 32.89	Tagani, Artan 15'2.34'	
Patel, Rishi 34.03	Shanahan 17'14'	
Lewis, Adam 32.56	Chen, Anson 16'14'	
Thompson, CJ 28.04	Kappler, Justin	
Mankuzhy, Neil	Patterson, Patrick	
Anderson, Jake 24.42	Ziang, Haotian	
Nagy, Joey 31.46	Remmington, Nicholas	
Vanlulle, Troy 27.97	Priebe, Jacob	
McNamara, Ryan 28.04	Ankam, Rikin	
Fites, Niah 30.64	Koh, Worre	
Chen, Andy 29.30	Sheehan, Caleb	
James, Jayson	Field 14'11.2"	
Bellomo, Vincent	Chava, Sai	
Milewski, Nick	James, Jayson	
Patel, Joey 29.67	Jones, Chris	
Kuphal, Robbie 25.88		
Mazzara, Nick		<u>Shot Put</u>
Boeve, Mark 27.95	V DeDona	
Abbasi, Malik	V Baldini	
Daniel, Giuliano 25.09	V Sullivan	
Mralidi, Vishell	V Multani, Anmol	
Joseph, Sean 31.20	Hopkins, Alec	
Vepamakula, Himansu 28.87	Dahiya	
Jones, Chris 26.16	Abdur-Rank	
Scott McKenzie 30	Desai, Hersh	
	Genaw, Jacob	
<u>3200 m</u>		
V Naughton, Conor 10:08	Munir, Rayy	
V Cracraft, Ben 10:10	Manniel M	
Patterson, Patrick 12:30	Shunhe Wang	
Goering, Logan 11:41		
Mansfield, Nate		<u>Discus</u>
Blackmore, Jacob 10:36	V Dedona	
Martin, Peter	V Baldini	
Wang, Shunhe 11:35	V Sullivan	
	V Genaw, Jacob	
	Munir, Rayy	
<u>4x400</u>		
V Pryzbocki, Freiburger,	Hopkins, Alec	
Flanagan, J. Ferrante	Desai, Hersh	
	Abdur-Rank	
	Multani, Anmol	
<u>High Jump</u>		
V Hamilton 6'4"	Muralidhr, Mrinnacl	
V Sheehan 5'8"	Dahiya	
V Priebe 5'8"	Hopkins	

B

EVENT \_\_\_\_\_

DATE \_\_\_\_\_

4

MEET \_\_\_\_\_

Each competitor receives 3 trials.  
Top four competitors in prelims  
will receive 3 more trials in  
finals. All 6 trials count.

nearest

lessor inch DISCUS, SHOT PUT & LONG JUMP nearest, lessor 1/4-inch

CONTESTANT	SCHOOL	NO.	TRIALS								FINALS							
			FIRST		SECOND		THIRD		FOURTH		FIRST		SECOND		THIRD		FOURTH	
			DISTANCE		DISTANCE		DISTANCE		DISTANCE		DISTANCE		DISTANCE		DISTANCE		DISTANCE	
			FT.	IN.	FT.	IN.	FT.	IN.	FT.	IN.	FT.	IN.	FT.	IN.	FT.	IN.	FT.	IN.
Abbott	N		19	9 1/2	19	5 1/2	18	5 1/2	19	8								
Lee	N		17	4 1/2	17	8	17	8	16	4								
HAMILTON	N		17		17	1 1/2	16	6	17	3								
SHUMAKE	N		17	3	16	6	17	2 1/2	16	9								
KEAN	S		17	10 1/2	15		16	4	17									
JULLIVAN	S		F		F		18	9 1/2	18	5								
LICATA	S		17	9	19	11	19	5	18	-								
LOWERY	S		19	1	19	1	19	10	18	3								
KOH	N		14	1 3/4	13	1 1/2	13	10										
JIANG	N		14	11 1/4	14	5 1/4	F											
MULCRONE	N		16	7 1/4	16	11 1/2	17	3	17	1								
FIELD	N		14	1	14	11 1/2	14	8 1/2	14	6 3/4								
SUNAWANS	N		15	11	17	1 1/4	F		F									
JONES	N		16	10 1/4	16	6 1/4	16	2 1/2	16	2 1/4								
THEN	N		16	1/4	15	7	14	1 1/2	14	11 1/4								
GASSER	S		15	11 1/2	15	9	-		-									
REEVES	S		16	5 1/2	16	11	15	7 1/4	14	4 1/2								
SCHULTZ	S		15	5	14	4	15	0	F									
KEAN	S		15	9 1/2	14	9 3/4	15	2 1/2	15	8								
SIMMON	S		16	8 1/2	15	0	15	10 1/2	15	8 1/2								
TAGANI	N		15	2 1/4	F		14	1 1/2	14	1								
CHAVA	N		F		F		F		9	1/2								
PATERSON	N		9	3 1/2	11	-	11	1 3/4	10	3								
KAPLER	N		12	2	11	4 1/4	13	7 1/4	15	3 1/4								

ANKAM N 11 5 1/4 11 8 1/4 11 9

**EVENT**

BOYS DISCUS

**DATE**

3/31/15

LIVONIA

**MEET**

STEVENSON VS NORTHVILLE

Each competitor receives 3 trials. Top four competitors in prelims will receive 3 more trials in finals. All 6 trials count.

nearest

lesser inch DISCUS, SHOT PUT & LONG JUMP

nearest, lesser 1/4-inch

CONTESTANT	SCHOOL	NO.	TRIALS								FINALS							
			FIRST		SECOND		THIRD		FOURTH		FIRST		SECOND		THIRD		FOURTH	
			DISTANCE		DISTANCE		DISTANCE		DISTANCE		DISTANCE		DISTANCE		DISTANCE		DISTANCE	
			FT.	IN.	FT.	IN.	FT.	IN.	FT.	IN.	FT.	IN.	FT.	IN.	FT.	IN.		
GARPOW	S		92	0	102	0	88	1	98	9								
SULLIVAN	N		61	7	60	6	57	6	F									
AFFIFY	S	2	115	11	104	5	103	6	96	8								
BALDINI	N		63	5	89	9	80	3	79	1								
VAUGHAN	S		104	1	92	3	101	11	101	3								
GENAW	N		81	4	F		F		77	5								
HIRNCOCK	S	1	114	3	132	11	131	11	F									
DE DONA	N	3	108	0	103	10	88	3	93	4								
-ivs																		
DESAI	N		F		36	4	51	7	56	5								
DENSKI	S		70	2	77	9	73	1	76	10								
DAHIYA	N		F		58	6	71	4	81	9								
BETKE	S		F		52	2	F		F									
MUNIR	N		39	6	47	6	52	2	56	2								
STENROSE	S		67	3	64	2	60	1	48	11								
MULTANI	N		64	4	60	1	70	5	70	8								
SUTER	S		F		92	1	93	6	81	11								
MRINNAL	N		44	9	47	0	44	11	50	4								
BALDWIN	S		53	8	54	9	F		59	10								
ABDURRAUF	N		55	7	50	1	59	0	51	3								
HAYNER	S		F		F		55	4	57	6								
FEREZ	S		58	1	59	11	63	8	56	0								
LEGINZA	S		F		55	6	53	10	55	3								

2-1-1

EVENT Northville v Livonia Stevenson

DATE 3/31/15

MEET at Nville

Each competitor receives 3 trials.  
Top four competitors in prelims  
will receive 3 more trials in  
finals. All 6 trials count.

nearest  
lesser  
inch

DISCUS. SHOT PUT & LONG JUMP

nearest,  
lesser 1/4-inch

CONTESTANT	SCHOOL	NO.	TRIALS								FINALS							
			FIRST		SECOND		THIRD		FOURTH		FIRST		SECOND		THIRD		FOURTH	
			DISTANCE		DISTANCE		DISTANCE		DISTANCE		DISTANCE		DISTANCE		DISTANCE		DISTANCE	
			FT.	IN.	FT.	IN.	FT.	IN.	FT.	IN.	FT.	IN.	FT.	IN.	FT.	IN.	FT.	IN.
Suiter	LS		35	10	32	7	34	2	34	8 1/2								
Multani	N		32	4	F		30	1 1/2	31	4								
Afify	LS		35	1 1/2	37	6 1/4	35	11	37	9								
Sullivan	N		26	4 1/2	27	6 1/2	26	5	26	10 1/2								
Vaughan	LS		39	4	38	4 1/2	39	4 1/2	38	7 1/2								
Baldini	N		36	1	36	1 1/2	34	7	36	3 1/4								
Hitchcock	LS		47	0	46	5 1/4	46	5 1/2	44	7 1/4								
Dedona	N		41	11 1/2	42	9 1/2	42	8 1/2	44	1								
Ferez	LS		27	9	29	4 1/2	25	1 1/4	25	11								
Desai	N		19	9	18	5 1/2	18	6 3/4	17	8								
Denski	LS		30	1 1/2	32	5 1/2	31	4	28	5 1/4								
Dahiya	N		23	8	31	1	27	8 1/2	31	4								
Garpow	LS		32	2 1/2	32	6 1/4	33	4	30	10 3/4								
Munir	N		19	6 1/2	18	10	17	1 1/2	21	4								
Betke	LS		27	2 1/2	26	6	26	10 1/2	27	7								
Abdur-Rauf	N		23	8	24	0	25	4 1/2	25	1 1/4								
Leginza	LS		27	3 1/2	F		27	2 1/4	26	3								
Genaw	N		24	2	26	2 1/2	24	7	24	10 3/4								
Stenrose	LS		32	9	34	10 3/4	35	5 1/2	34	9 1/2								
Mrianal	N		21	5 1/2	21	9 1/2	19	11	21	7								
Baldwin	LS		22	6 1/2	F		22	11 1/2	22	6								
Hayner	LS		25	0	26	2 1/2	25	11 1/2	27	3 1/4								

Varsity  
3<sup>rd</sup>

1<sup>st</sup>  
2<sup>nd</sup>

JV  
3<sup>rd</sup>

JV  
2<sup>nd</sup>

JV  
1<sup>st</sup>

B<sup>2</sup>

0 - Clear  
 - - Pass  
 X - Miss

EVENT High Jump

DATE 3-31-15

POLE VAULT & HIGH JUMP

MEET NHS VS SHS

CONTESTANT	SCHOOL	NO.	5' HEIGHT	5'2" HEIGHT	5'4" HEIGHT	5'6" HEIGHT	5'8" HEIGHT	5'10" HEIGHT	6'1" HEIGHT	6'3" HEIGHT	HEIGHT	HEIGHT
Mike Muffler ✓ <sup>100</sup>	SHS		0	0	X X X	<del>0</del>	<del>0</del>	<del>0</del>	<del>0</del>	<del>0</del>		
Caleb Sheehan	NHS		<del>0</del>	0	X 0	0	0	X X X	<del>0</del>	<del>0</del>		
Evan Buchanan ✓ <sup>10000</sup>	SHS		0	0	X 0	0	X X X	<del>0</del>	<del>0</del>	<del>0</del>		
Matt Priebe	NHS		0	0	0	0	X X X	<del>0</del>	<del>0</del>	<del>0</del>		
Noah Campbell	SHS		0	0	X 0	0	X 0	X X X	<del>0</del>	<del>0</del>		
Andrew Hopkins	NHS		<del>0</del>	<del>0</del>	X 0	X X 0	0	X X X	<del>0</del>	<del>0</del>		
John Hamilton	NHS		0	0	0	0	0	0	X 0	X X X		
Dan Wickett (SV)	NHS		X X X	<del>0</del>	<del>0</del>	<del>0</del>	<del>0</del>	<del>0</del>	<del>0</del>	<del>0</del>		
Jacob Priebe (SV)	NHS		X X X	<del>0</del>	<del>0</del>	<del>0</del>	<del>0</del>	<del>0</del>	<del>0</del>	<del>0</del>		
Redding Haines (SV)	NHS		0	0	0	0	X X X	<del>0</del>	<del>0</del>	<del>0</del>		
Mriinal Muralidhar (SV)	NHS		X X X	<del>0</del>	<del>0</del>	<del>0</del>	<del>0</del>	<del>0</del>	<del>0</del>	<del>0</del>		

WINNERS

- 1st John Hamilton HEIGHT 6'4" NHS
- 2nd Caleb Sheehan HEIGHT 5'8" NHS
- 3rd Andrew Hopkins HEIGHT 5'8" NHS
- 4th \_\_\_\_\_ HEIGHT \_\_\_\_\_ \_\_\_\_\_
- 5th \_\_\_\_\_ HEIGHT \_\_\_\_\_ \_\_\_\_\_

B<sup>1</sup>

0 - Clear  
 - - Pass  
 X - Miss

EVENT Pole Vault

DATE 3/31

MEET Livonia Stevenson

POLE VAULT & HIGH JUMP

CONTESTANT	SCHOOL	NO.	8'0" HEIGHT	8'6" HEIGHT	9'0" HEIGHT	9'6" HEIGHT	10' HEIGHT	HEIGHT	HEIGHT	HEIGHT	HEIGHT	HEIGHT	HEIGHT
Lobo, Steven <sup>L</sup>	Liv	2	0	X	X	X	X						
Bunser, Sam <sup>L</sup>	Liv		X	X	X								
Bowersox, Collin <sup>L</sup>	Liv		X	X	X								
Osterhout, Jake <sup>L</sup>	Liv		X	X	X								
Alexander, Clay <sup>V</sup>	North	1	X	O	X	X	O	X	O	X	X	X	X
Schulze, Marius <sup>V</sup>	North	3	X	O	X	X	X						
Fites, Nick <sup>V</sup>	North		X	X	X								

WINNERS

- 1ST Alexander, Clay N HEIGHT 9'6"
- 2ND Lobo, Steven L HEIGHT 8'
- 3RD Schulze, Marius N HEIGHT 8'
- 4TH \_\_\_\_\_ HEIGHT \_\_\_\_\_
- 5TH \_\_\_\_\_ HEIGHT \_\_\_\_\_